

INDUSTEEL BELGIUM invites you to follow training in Health-Safety-Environment rules allowing you to acquire the theoretical skills and know-how necessary for the industrial environment.

Access to the Industeel Belgium site is conditional on successful completion of this training. You must have successfully completed all modules to obtain your certificate.

Your training (individual and personal) is composed of several e-learnings: please complete these from a computer. With smartphone or tablet, the display isn't optimal.

Each module includes a learning part followed by an evaluation questionnaire to validate your knowledge of these rules.

[CLICK HERE TO REGISTER](#)

SECURITY CODE
650600

Be sure to complete all fields including “External Company”

- ➔ **For subcontractors: the name of your company.**
- ➔ **For temporary workers: the name of the temporary agency (Manpower, Randstad, etc.)**

You will receive a confirmation email at the mentioned email address (if you have not received it after a few minutes, check your spam or click “resend activation email”).

Click on the link in this email to activate your account. You will then have direct access to the online training.

For information :

- The training is composed of 16 steps (= 16 different modules to follow to complete the training at 100%)
- Total duration estimated at 4 hours, modules must be taken in order but can be completed in several times. Each time you log in, you will be invited to “continue”.

To change the language of modules if needed :

- ➔ Page 4 ➔ “2- Help : follow the training” ➔ Point 3

For more details or help, see the following pages :

- 1 – Help: create your account on the platform
- 2 – Help: follow the training
- 3 – Help: access your account later
- 4 – Help: are you having a problem?

1- HELP : Create your account

1

[Click here to access the registration form.](#)

2

Complete the form:

- Name: insert your name
- First name: insert your first name
- Email: insert your email

There cannot be two accounts with the same email address. Be sure to use an individual address.

- Password: choose a password


Conditions must be met (number of characters, uppercase, lowercase, etc.).

Pay attention, the field is framed in red if you do not meet the conditions.

Password

 
✓ Your password is fully secured

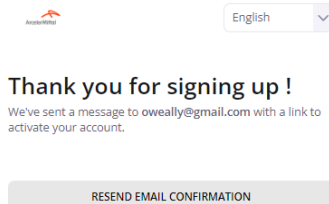
Password

 
• At least 14 characters
✓ 1 lowercase
• 1 non alpha numeric ✓ 1 uppercase
• 1 number

- Enter the security code: insert the code **650600**
- External company: insert the name of your company
 - For subcontractors, the name of your company.
 - For temporary workers, the name of the temporary agency.

3

Click on Register



Account Health

English

Thank you for signing up !

We've sent a message to oweally@gmail.com with a link to activate your account.

RESEND EMAIL CONFIRMATION

4

Check your emails and click "Activate your account"

If you have not received an email after a few minutes, check your spam or click "resend email confirmation"

5

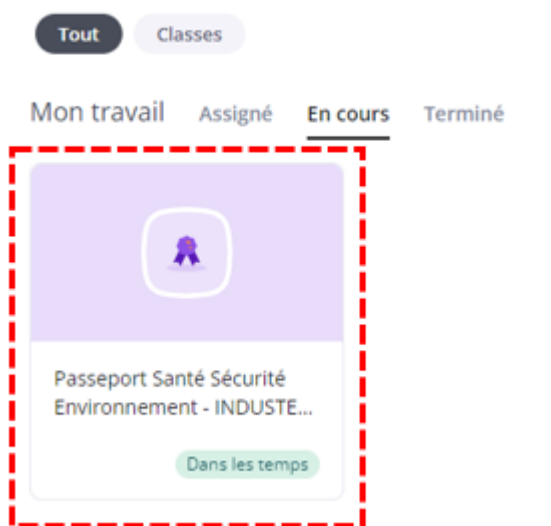
By clicking on "Activate your account", you directly access your personal training space.

2- HELP : Follow the training

As a reminder, by clicking on “activate your account”, you are taken directly to your personal training space. If you have logged out in the meantime, see the point “4- Help: access your account later”.

1

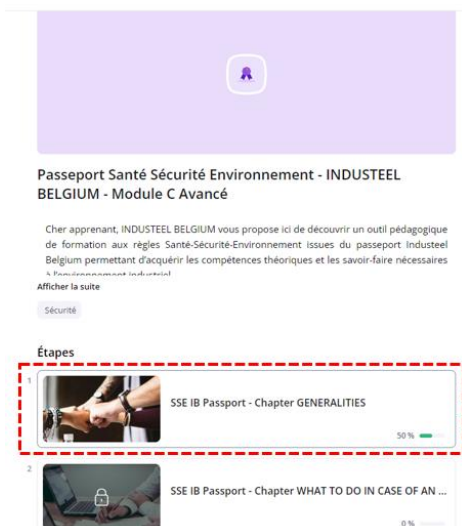
Click on the purple box “Health – Safety – Environment – INDUSTRIEL Passport”



2

Click on the first module to pass.

The following modules will unlock as you progress.



For information :

- o The training is composed of 16 steps (= 16 different modules to follow to complete the training at 100%)
- o Total duration estimated at 4 hours, the modules must be taken in order but can be done in several times. Each time you log in, you will be prompted to “continue”.

3

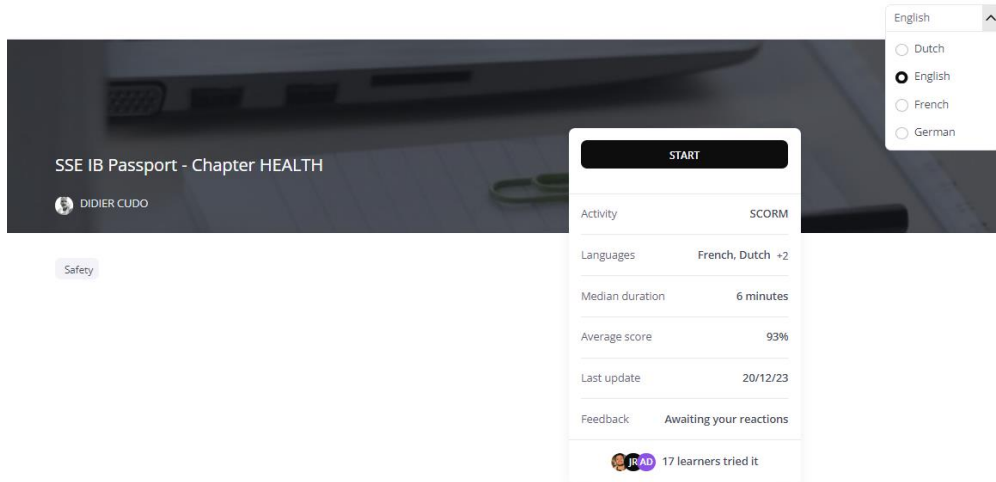
Click "start" or "continue" to follow the module.

The display depends on your situation:

- "Start" if you are launching it for the first time.
- "Resume" if you had paused (or in case of disconnection also, you don't have to start all over again)

LANGUAGE : You can change the language of the module before starting by selecting it at the top right of your screen.

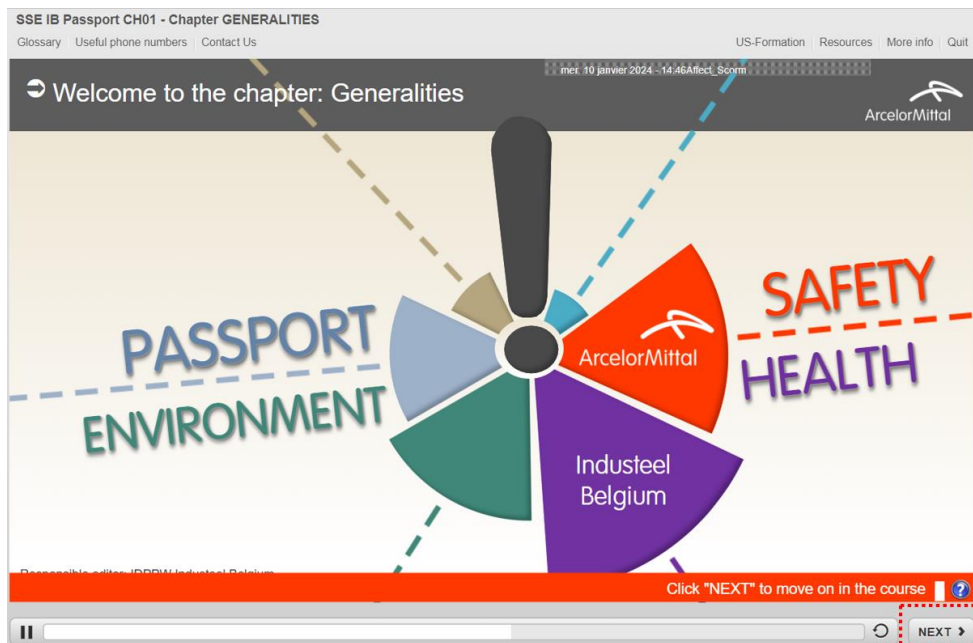
If you want, you can change the general language of the platform in your profile settings (click on your initials at the top right of the screen) but this does not automatically change the language of the modules, so it's better to check the chosen language before clicking on "start".



4

Click next after reading/viewing each screen carefully.

Before you can click "Next", the loading bar must be complete. Loading time depends on the content to be viewed.

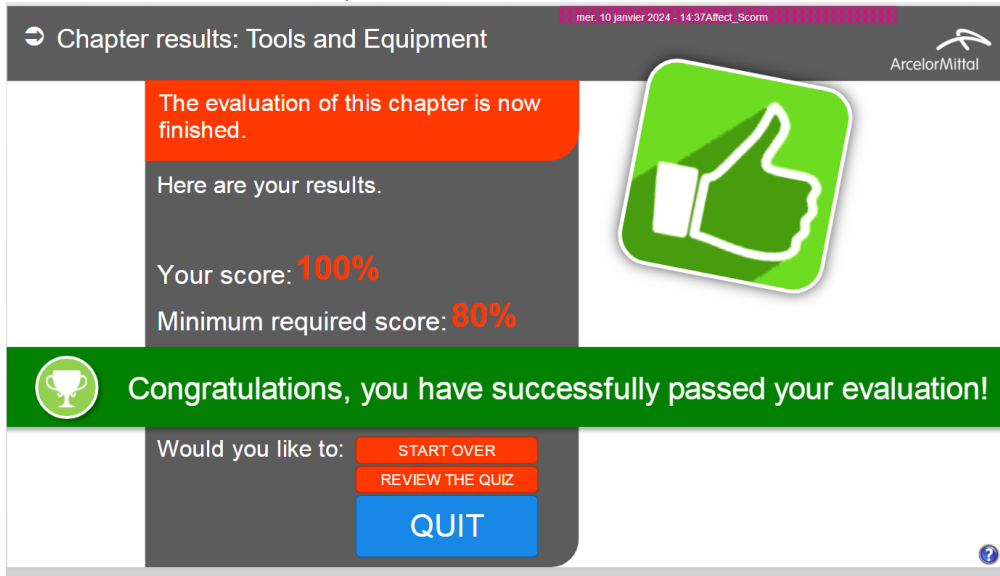


5

At the end of each step, you answer a short questionnaire to validate your learning.

With a score of 100% you can QUIT the module.

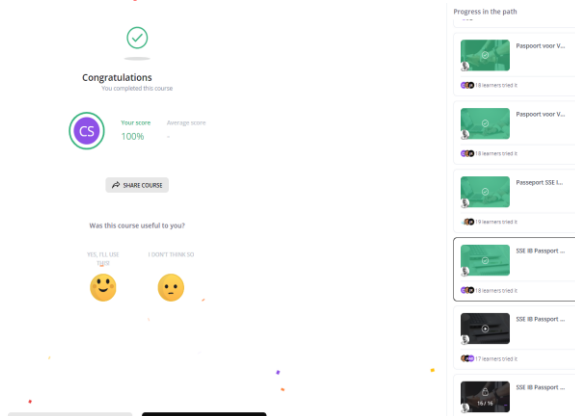
→ This closes the window that had opened, return to the main page if your browser has not done it automatically.



The screenshot shows a course evaluation interface. At the top, it says 'Chapter results: Tools and Equipment' with the ArcelorMittal logo. A red banner states 'The evaluation of this chapter is now finished.' Below, it says 'Here are your results.' and displays 'Your score: 100%' and 'Minimum required score: 80%'. A large green thumbs-up icon is on the right. A green banner at the bottom says 'Congratulations, you have successfully passed your evaluation!'. Below this, it asks 'Would you like to:' and provides three buttons: 'START OVER', 'REVIEW THE QUIZ', and 'QUIT'.

6

By successfully completing a module, you unlock access to the next step. Click on it to launch it (or on "Continue" at the bottom of the page)



The screenshot shows a course completion page. On the left, it says 'Congratulations' and 'You completed this course'. It displays 'Your score: 100%' and 'Average score:'. There is a 'SHARE COURSE' button and a feedback section asking 'Was this course useful to you?' with 'YES, IT WAS' and 'COULDN'T MAKE IT' options. On the right, there is a 'Progress in the path' section showing a list of modules, each with a progress indicator and a 'Continue' button.

To validate your Industeel Security Passport, all modules (16) must be successfully completed.



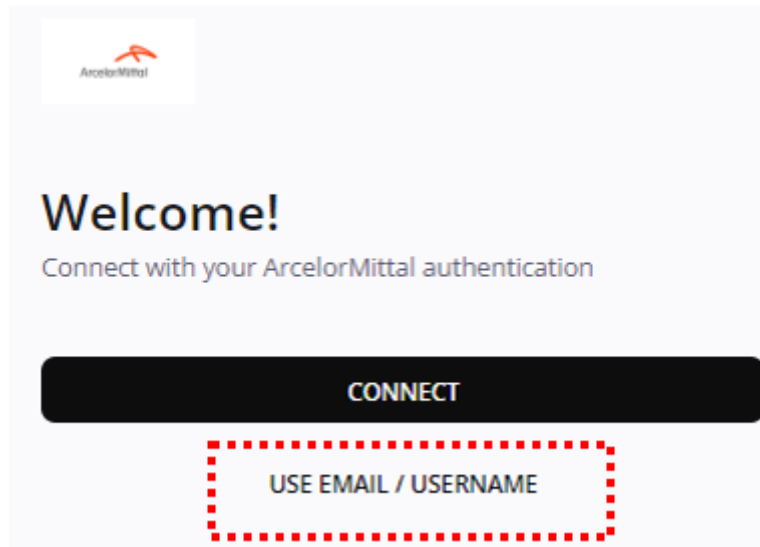
3- AIDE : Access to your account later

Did you take a break? Have you closed the browser in the meantime?

You can reconnect with your email and password by going to:

<https://arcelormittal.360learning.com/>

Choose the “Use Email/Username” option



4- AIDE : Are you having a problem ?

Are you having a connection or transfer problem?

Please contact the person who sent you the request and/or this document.